



STARFACE Technical Whitpaper


Connecting two Sirrix.PCI4S0 ISDN Cards using Sirrix.PCM bus



Connecting two Sirrix Cards TYPE A



Sirrix Cards installed without PCM bus cable




Sirrix Cards TYPE A installed with PCM bus cable


Connecting two Sirrix Cards TYPE B

There are two ways to connect two Sirrix ISDN cards:

- 1) The Sirrix Cards are installed in the first two PCI slots, the RAID controller is still installed in the third pci slot (default pci slot) – **NOT RECOMMENDED!**




Sirrix Cards TYPE B installed with PCM bus cable




Sirrix Cards TYPE B installed with PCM bus cable

2) The Sirrix Cards are installed in the first and in the third PCI slots, the RAID controller is installed in the second pci slot – **RECOMMENDED!**



Sirrix Cards TYPE B installed with PCM bus cable



Sirrix Cards TYPE B installed with PCM bus cable – side view